



2 Witney Way,
Boldon Business Park,
Tyne & Wear,
United Kingdom.
NE35 9PE.


Comments, queries or
orders please contact:
Tel: 0191 519 0111
Fax: 0191 519 0283



Assembled Device



Disassembled Device



Codes:

A11940: Parkin L.J. Tube Introducer


COX05: Small Insertion Rod

Form ALT I056 – Issue 01/0409


Parkin Lester Jones Tube Introducer

The following products are now available from Altomed Limited.


This device is used to aid in the insertion of the Lester Jones Tubes during Conjunctivodacryocystorhinostomy.



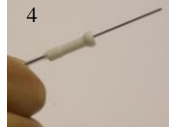
1. Insert the assembled device through the rhinostomy inferomedially into the nasal cavity creating a fistula.



2. Unscrew the inner rod and carefully remove this from the outer body of the Introducer.



3. Feed a Small Insertion Rod (REF: COX05) through the lumen of the Introducer. Keep the Small Insertion Rod in place and then carefully remove the outer body of the Introducer.



4. Feed the required size of Lester Jones Tube onto the small insertion rod. Using a Teflon Pusher to apply even pressure, carefully push the Lester Jones Tube into position then remove the Small Insertion Rod.

Warnings: The assembled device must be fed downwards, away from the eye, into the rhinostomy. This minimises any risk of damage to the globe. Care must also be taken to ensure excessive forces are not applied as this may cause the device to cross the nasal space and pierce the nasal septum and other intranasal structures including the turbinates. Only suitably trained and qualified Surgeons should use these devices. The above information is for guidance only.

Contact Altomed for detailed cleaning and processing guidance covered on the Altomed Stainless Steel and Titanium Instruments Care Sheet. Disassemble before processing; ensure lumen is flushed as soon as possible after use



2 Witney Way,
Boldon Business Park,
Tyne & Wear,
United Kingdom.
NE35 9PE.


Comments, queries or
orders please contact:
Tel: 0191 519 0111
Fax: 0191 519 0283



Assembled Device



Disassembled Device



Prices and Codes:

A11940: Parkin L.J. Tube Introducer

COX05: Small Insertion Rod

Form ALT I056 – Issue 01/0409

Parkin Lester Jones Tube Introducer

The following products are now available from Altomed Limited.


This device is used to aid in the insertion of the Lester Jones Tubes during Conjunctivodacryocystorhinostomy.



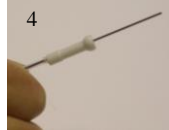
1. Insert the assembled device through the rhinostomy inferomedially into the nasal cavity creating a fistula.



2. Unscrew the inner rod and carefully remove this from the outer body of the Introducer.



3. Feed a Small Insertion Rod (REF: COX05) through the lumen of the Introducer. Keep the Small Insertion Rod in place and then carefully remove the outer body of the Introducer.



4. Feed the required size of Lester Jones Tube onto the small insertion rod. Using a Teflon Pusher to apply even pressure, carefully push the Lester Jones Tube into position then remove the Small Insertion Rod.

Warnings: The assembled device must be fed downwards, away from the eye, into the rhinostomy. This minimises any risk of damage to the globe. Care must also be taken to ensure excessive forces are not applied as this may cause the device to cross the nasal space and pierce the nasal septum and other intranasal structures including the turbinates. Only suitably trained and qualified Surgeons should use these devices. The above information is for guidance only.

Contact Altomed for detailed cleaning and processing guidance covered on the Altomed Stainless Steel and Titanium Instruments Care Sheet. Disassemble before processing; ensure lumen is flushed as soon as possible after use